


ResMed Ultra Mirage Nasal Interface Sizing Gauge

16984/1 03 04

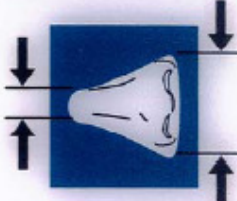
STANDARD **LARGE** **1 inch** **SHALLOW** **SHALLOW-WIDE**

ALIGN WITH BOTTOM OF NOSE ALIGN WITH BOTTOM OF NOSE ALIGN WITH BOTTOM OF NOSE ALIGN WITH BOTTOM OF NOSE ALIGN WITH BOTTOM OF NOSE


Follow these two steps to choose the correct size:



1 Check the nostril width for clearance.



2 Check the nasal bridge width for clearance.



Ultra
MIRAGE™ Nasal Mask

FITTING TEMPLATE

RESMED

Customer Service 1-800-424-0737 (US only)
www.resmed.com

© Ultra Mirage and Mirage are trademarks of ResMed Ltd. © 2003 ResMed Ltd.

INSTRUCTIONS:

1. Print out
2. Measure inch marker to verify scale
3. Cut out grey areas
4. Choose size based on instruction printed on gauge